

Data sheet | Item number: 2020-105/000-036

1-conductor female plug; 1.5 mm²; 5-pole

2020-105_000-036



Item description

According to EN 61984, pluggable connectors without current interrupting capacity shall not be mated and unmated when live or under load.

Data

Electrical data

Ratings per IEC/EN 60664-1

Rated voltage (III / 3)	500 V
Rated impulse voltage (III / 3)	6 kV
Rated current	13.5 A

Approvals per UL 1059

Rated voltage UL (Use Group B)	300 V
Rated current UL (Use Group B)	15 A
Rated voltage UL (Use Group C)	300 V
Rated current UL (Use Group C)	15 A
Rated voltage UL (Use Group D)	300 V

Connection data

Connection technology	Push-in CAGE CLAMP®
Actuation type	Open Tool Slot Push-in
Connectable conductor materials	Copper
Nominal cross section	1 mm ²
Solid conductor	0.14 1.5 mm ² / 24 16 AWG
Solid conductor, push-in termination	0.5 1.5 mm ² / 20 16 AWG
Fine-stranded conductor	0.14 1.5 mm ² / 24 16 AWG
Strip length	9 11 mm / 0.35 0.43 inch
Note (conductor cross-section)	Depending on the conductor characteristic, a conductor with a smaller cross section can also be inserted via push-in termination.
No. of poles	5
Total number of connection points	5
Total number of potentials	5
Type of wiring	Front-entry wiring
Leiterquerschnitte eindrätig	0.14 mm ²

Geometrical Data

Width	18.2 mm / 0.717 inch
Height	40.5 mm / 1.594 inch
Depth	22.4 mm / 0.882 inch
Module width	3.5 mm / 0.138 inch

Mechanical data

Marking level

Side marking

Plug connection

Contact type (pluggable connector)

Female connector/socket

Connector connection type

for conductors

Material Data

Color

gray, green-yellow

Insulating material

Polyamide 66 (PA 66)

Fire load

0.212 MJ

Weight

11.67 g

Commercial data

Product Group

18 (X-COM-System)

Country of origin

DE

GTIN


4050821026822

Customs Tariff No.

85366990990

Approvals / Certificates

Country specific Approvals

Logo	Approval	Additional Approval Text	Certificate name
	CSA DEKRA Certification B.V.	C22.2 No. 158	2516073

Compatible products

tools



Item no.: 210-647

Operating tool; Blade: 2.5 x 0.4 mm; with a partially insulated shaft

210-647



Item no.: 210-648

Operating tool; Blade: 2.5 x 0.4 mm; with a partially insulated shaft; angled; short

210-648

Item no.: 210-719



Operating tool; Blade: 2.5 x 0.4 mm; with a partially insulated shaft

210-719

Protective Warning Marker
**Item no.: 2000-115**

Protective warning marker; with high-voltage symbol, black; for 5 terminal blocks

2000-115

ferrule
**Item no.: 216-241**Ferrule; Sleeve for 0.5 mm² / 20 AWG; insulated; electro-tin plated; electrolytic copper; gastight crimped; acc. to DIN 46228, Part 4/09.90

216-241

**Item no.: 216-242**Ferrule; Sleeve for 0.75 mm² / 18 AWG; insulated; electro-tin plated; electrolytic copper; gastight crimped; acc. to DIN 46228, Part 4/09.90

216-242

**Item no.: 216-243**Ferrule; Sleeve for 1 mm² / AWG 18; insulated; electro-tin plated; electrolytic copper; gastight crimped; acc. to DIN 46228, Part 4/09.90

216-243

Strain relief plate
**Item no.: 734-328**

Strain relief plate

734-328

Locking lever
**Item no.: 2022-141**

Locking lever; can be snapped on 1-conductor female plugs; for 1-pole female plugs

2022-141

**Item no.: 2022-142**

Locking lever; can be snapped on 1-conductor female plugs; for 1-pole female plugs

2022-142

**Item no.: 2022-151**

Locking lever; can be snapped on 1-conductor female plugs; 2 poles and more

2022-151

**Item no.: 2022-152**

Locking lever; can be snapped on 1-conductor female plugs; 2 poles and more

2022-152

Marking accessories
**Item no.: 2009-110**

Marking strips; on reel; not stretchable; plain; snap-on type

2009-110

**Item no.: 2009-113**

WMB-Inline; for Smart Printer; on reel; plain; snap-on type

2009-113

**Item no.: 2009-113/000-002**

WMB-Inline; for Smart Printer; on reel; plain; snap-on type

2009-113

/UUU-UUZ

**Item no.: 2009-113/000-005**

WMB-Inline; for Smart Printer; on reel; plain; snap-on type

2009-113

/UUU-UU5

**Item no.: 2009-113/000-006**

WMB-Inline; for Smart Printer; on reel; plain; snap-on type

2009-113










/UUU-UU6

**Item no.: 2009-113/000-007**

WMB-Inline; for Smart Printer; on reel; plain; snap-on type

2009-113

/UUU-UU7

	Item no.: 2009-113/000-012 WMB-Inline; for Smart Printer; on reel; plain; snap-on type	/000-012	2009-113
	Item no.: 2009-113/000-017 WMB-Inline; for Smart Printer; on reel; plain; snap-on type	/000-017	2009-113
	Item no.: 2009-113/000-023 WMB-Inline; for Smart Printer; on reel; plain; snap-on type	/000-023	2009-113
	Item no.: 2009-113/000-024 WMB-Inline; for Smart Printer; on reel; plain; snap-on type	/000-024	2009-113
	Item no.: 210-831 Marking strips; on reel; 2.3 mm wide; plain; Self-adhesive		210-831
	Item no.: 210-832 Marking strips; on reel; 3 mm wide; plain; Self-adhesive		210-832
	Item no.: 210-833 Marking strips; on reel; 6 mm wide; plain; Self-adhesive		210-833
	Item no.: 210-834 Marking strips; on reel; 5 mm wide; plain; Self-adhesive		210-834
	Item no.: 793-3501 WMB marking card; as card; plain; snap-on type		793-3501

Downloads

Documentation

Bid Text

2020-105/000-036		docx 15.5 kB	Download
------------------	--	-----------------	----------

Additional Information

Technical explanations	Apr 3, 2019	pdf 2.1 MB	Download
------------------------	-------------	---------------	----------

CAD/CAE - Smart Data

CAD data

3D Download 2020-105/000-036		URL	Download
------------------------------	--	-----	----------

EPLAN

EPLAN Data Portal			Download
-------------------	--	--	----------

WSCAD



Product family

X-COM S-Mini

Show all products from the family

Subject to changes.
